

# Vocabulary and Syntax Roundup!

Over 1204 Reproducible Picture and Auditory Bombardment Lists for Language Development



Written by  
**Beverly Foster & Howard Gold**

Illustrated by  
**Patti Rishforth**

Typeset by  
**Kathleen Enjaian**



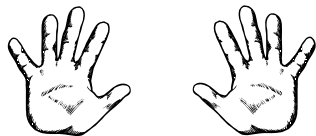
Copyright ©1998 by **Super Duper® Publications**, a division of Super Duper®, Inc. All rights reserved. Permission is granted for the user to reproduce the material contained herein in limited form for classroom use only. Reproduction of this material for an entire school system is strictly prohibited.

Post Office Box 24997 • Greenville, South Carolina 29616 USA  
Call 1-800-277-8737 • Fax 1-800-978-7379  
[www.superduperinc.com](http://www.superduperinc.com)

ISBN 1-58650-047-3



Dedication  
to  
Greg and Stacy



Hilda, Ginger & Odie



whose youthful spirit  
and unconditional love  
help to  
keep us young!

# About the Authors

**Howard Gold** is currently a Visual Arts Specialist for the San Juan Unified School District, in Sacramento, California. A professional arts educator for 26 years, he has taught the young and the young at heart from preschool to the university graduate level. His educational preparation includes receiving a B.A. in Art from California State University, Northridge. He has also received his M.S. In Education (Educational Communications and Cinema) from the University of Southern California and completed doctoral coursework in Curriculum and Instruction (Educational Communications, Radio/Television/Film, and Art Education) at the University of Texas at Austin.

**Beverly Foster** has earned a Masters Degree in Communication Disorders from the University of the Pacific in Stockton, California. In addition, she has received her Certificate of Clinical Competence in Speech-Language Pathology from the American Speech-Language-Hearing Association as well as her California State license. Currently, she is employed as a public school speech pathologist in the Elk Grove Unified School District. Ms. Foster has devoted much of her time in the designing and implementing of an innovative district-wide phonological program. Beverly resides in Elk Grove, California with her two children. Her hobbies include exercising, reading, calligraphy, cake decorating and traveling.



# Table of Contents

page(s)

Introduction . . . . .	x-xi
Suggested Materials List . . . . .	xii

## I. Vocabulary Section

How to Use this Section . . . . .	2
Students' Vocabulary Analysis Chart . . . . .	3
Sample Lesson Plan . . . . .	4-5
Sample Parent Letter . . . . .	6




### Food Pictures

pizza, hot dog, fish, hamburger . . . . .	7
spaghetti, steak, sandwich, soup . . . . .	8
watermelon, strawberry, cantaloupe, pear . . . . .	9
apple, orange, grapes, banana . . . . .	10
pumpkin, peach, cherry, pineapple . . . . .	11
corn-on-the-cob, broccoli, lettuce, carrots . . . . .	12
tomato, potato, green bean, mushroom . . . . .	13
celery, peas, onion, salad . . . . .	14
milk, soda, juice, coffee . . . . .	15
waffles, cereal, pancakes, muffin . . . . .	16
rice, noodles, bread, biscuit . . . . .	17
butter/margarine, yogurt, cheese, egg . . . . .	18
chips, pretzel, popcorn, nuts . . . . .	19
peanut butter, jelly, ketchup/catsup, mustard . . . . .	20
cake, pie, doughnut, cookie . . . . .	21
cupcake, ice cream, popsicle, candy . . . . .	22



### Toy Pictures


game, airplane, bubbles, robot . . . . .	23
balloon, car, jacks, stuffed animals . . . . .	24
bicycle, doll, puzzle, train . . . . .	25
books, football, slide, swings . . . . .	26
blocks, hula hoop, puppet, wagon . . . . .	27
jack-in-the-box, skateboard, roller skates, roller blades . . . . .	28
jump rope, kite, paints, yo-yo . . . . .	29
marbles, video games, truck, whistle . . . . .	30



### Verb/Action Word Pictures

eat, cook, drink, make . . . . .	31
kick, go, jump, play . . . . .	32
climb, push, pull, slide . . . . .	33
catch, hit, throw, run . . . . .	34
swim, blow, look, fly . . . . .	35
carry, give, walk, turn . . . . .	36







<u>Verb/Action Word Pictures (continued)</u>	<u>page(s)</u>
swing, sit, stop, ride . . . . .	37
sing, dance, stand, yell . . . . .	38
cry, kiss, laugh, smile . . . . .	39
open, close, read, talk . . . . .	40
dress, zip, work, sleep . . . . .	41
draw, write, listen, see . . . . .	42
color, paint, glue, cut . . . . .	43



<u>Clothing Pictures</u>	
shoes, socks, boots, sandals . . . . .	44
shirt, blouse, pants, skirt . . . . .	45
dress, purse, tie, overalls . . . . .	46
sweater, coat, jacket, snowsuit . . . . .	47
pajamas, nightgown, bathrobe, slippers . . . . .	48
swimsuit, shorts, t-shirt, hat. . . . .	49
cap, scarf, sunglasses, belt. . . . .	50




<u>Healthcare Pictures</u>	
bathtub, shower, shower cap, shower curtain. . . . .	51
faucet, sink, toothbrush, toothpaste. . . . .	52
toilet, toilet paper, window, scale. . . . .	53
hair brush, comb, shampoo, hair dryer . . . . .	54
soap, towel, washcloth, towel rack . . . . .	55
medicine cabinet, mirror, medicine, shaver/razor . . . . .	56
water, band-aids, facial tissue, waste paper basket . . . . .	57



<u>Transportation Pictures</u>	
car, truck, van, motor home. . . . .	58
motorcycle, bicycle, tricycle, wheelchair . . . . .	59
fire engine, police car, ambulance, bus. . . . .	60
train, tractor, wagon, wheelbarrow . . . . .	61
ship, sailboat, canoe, submarine. . . . .	62
space shuttle, airplane, hot air balloon, helicopter . . . . .	63



<u>Feelings Pictures</u>	
happy, mad/angry, silly, tired . . . . .	64
love, frightened/scared, proud, shy . . . . .	65
brave, embarrassed, sad, surprised . . . . .	66



<u>Shapes/Colors Pictures</u>	
circle, square, triangle, rectangle. . . . .	67
oval, diamond, heart, star . . . . .	68
yellow, red, blue, black . . . . .	69
orange, green, violet, white . . . . .	70
pink, gray, brown, tan . . . . .	71



Places Pictures

page(s)

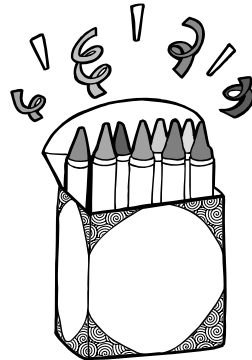
house, farm, school, library . . . . . 72  
 grocery store, restaurant, shopping mall, museum. . . . . 73  
 roller/ice skating rink, cinema/theatre, zoo, amusement park. . . . . 74  
 dentist's office, doctor's office, hospital, airport. . . . . 75  
 police station, fire station, post office, gas/service station . . . . . 76  
 forest, desert, beach, park. . . . . 77

School Related Pictures




student, teacher, principal, secretary. . . . . 78  
 classroom, cafeteria, library, office . . . . . 79  
 playground, restroom, water fountain, school bus. . . . . 80  
 desk, chair, computer, clock . . . . . 81  
 calendar, bulletin board, chalk/white board, chalk. . . . . 82  
 coat rack, lunch box, backpack, flag . . . . . 83  
 ball, jump rope, slide, sandbox . . . . . 84  
 bookshelf, books, pencil eraser, pencil . . . . . 85  
 crayons, paper, glue, scissors. . . . . 86  
 paint set, stapler, markers, ruler . . . . . 87

Unit Booklet Covers



apple, tomatoes, bananas, hamburger (Food) . . . . . 88  
 airplane, bear, kite, computer (Toys). . . . . 89  
 swimmers, slide, skydivers, kids (Action Verbs) . . . . . 90  
 boot, shirt, hat, overalls (Clothes) . . . . . 91  
 bathtub, drying hair, shower, toothpaste (Healthcare) . . . . . 92  
 sailboat, hot air balloon, motorcycle, parachute (Transportation) . . . . . 93  
 koalas, tigers, giraffe, clown (Feelings/Emotions) . . . . . 94  
 marker, crayons, stars, hodge-podge (Shapes/Colors). . . . . 95  
 house, theatre, park, carousel (Places). . . . . 96  
 backpack, computer, lunch box, calendar (School Related) . . . . . 97

Bulletin Boards



How to Prepare the Bulletin Boards . . . . . 98-99  
 Foods on Parade. . . . . 100  
 Toys. . . . . 101  
 Verbs/Action . . . . . 102  
 Clothes . . . . . 103  
 Healthcare . . . . . 104  
 Transportation . . . . . 105  
 Feelings. . . . . 106  
 Shapes/Colors. . . . . 107  
 Places . . . . . 108  
 School Items and Graduates. . . . . 109

## II. Syntax Section

page(s)

How to Use the Syntax Section .....	112-113
1. The + boy + is + verb + ing .....	114-117
2. The + girl + is + verb + ing .....	118-121
3. The + plural nouns + are + verb + ing .....	122-125
4. The + boy/girl + is + verb + ing. .... The + plural nouns + are + verb + ing	126-129
5. He + is + verb + ing .....	130-133
6. She + is + verb + ing .....	134-137
7. They + are + verb + ing .....	138-141
8. He/She + is + verb + ing. .... They + are + verb + ing	142-145
9. The + boy + verb + s .....	146-149
10. The + girl + verb + s .....	150-153
11. The + plural nouns + verb. ....	154-157
12. The + boy/girl + verb + s. .... The + plural nouns + verb	158-161
13. He + verb + s .....	162-165
14. She + verb + s .....	166-169
15. They + verb. ....	170-173
16. He/She + verb + s. .... They + verb	174-177
17. The + noun + is + adjective. ....	178-181
18. He + is + verb + ing + the + noun. ....	182-185
19. She + is + verb + ing + the + noun. ....	186-189
20. They + are + verb + ing + the + noun. ....	190-193

## II. Syntax Section (continued)

page(s)

21. He/She + is + verb + ing + the + noun . . . . .	194-197
They + are + verb + ing + the + noun	
22. He + verb + s + the + noun . . . . .	198-201
23. She + verb + s + the + noun . . . . .	202-205
24. They + verb + the + noun . . . . .	206-209
25. He/She + verb + s + the + noun . . . . .	210-213
They + verb + the + noun	
26. He + regular past tense verb. . . . .	214-217
27. She + regular past tense verb. . . . .	218-221
28. They + regular past tense verb . . . . .	222-225
29. He + regular past tense verb + the + noun . . . . .	226-229
30. She + regular past tense verb + the + noun . . . . .	230-233
31. They + regular past tense verb + the + noun . . . . .	234-237
32. He + irregular past tense verb. . . . .	238-241
33. She + irregular past tense verb. . . . .	242-245
34. They + irregular past tense verb . . . . .	246-249
35. He + irregular past tense verb + the + noun . . . . .	250-253
36. She + irregular past tense verb + the + noun . . . . .	254-257
37. They + irregular past tense verb + the + noun . . . . .	258-261
38. It + is + a + noun . . . . .	262-265
39. They/These + are + plural nouns . . . . .	266-269
40. They/These + are + irregular nouns . . . . .	270-273
41. His + noun + is + adjective . . . . .	274-277
42. Her + noun + is + adjective . . . . .	278-281
43. His/Her + noun + is + adjectives . . . . .	282-285



## II. Syntax Section (continued)

page(s)

### Syntax Booklet Covers

Parent Explanation letter for Auditory Bombardment . . . . .	113
hockey, birthday cake, parachute, house . . . . .	286
dragon, treasure chest, magic carpet, cookies . . . . .	287

## III. Resource Section

Incentive Charts . . . . .	290-291
Reinforcement Tags . . . . .	292-293
Speech Tote . . . . .	294-296
Certificates. . . . .	297-298



# • • • • • Introduction • • • • •



Vocabulary and Syntax Roundup is designed to help the busy Speech-Language Pathologist, Special Education Teacher and Bilingual/ESL Specialist implement vocabulary and syntax components into their language program. This book contains 324 target vocabulary pictures, 344 target sentence pictures, 86 language bombardment sheets, thematic bulletin board ideas, a vocabulary analysis chart, sample lesson plan and parent letter, unit booklet covers, motivational charts, reinforcement badges,

a speech tote, and a variety of certificates. This comprehensive workbook is designed to combine both a remediation and parent involvement component, making the generalization process effective as well as fun.

This workbook was developed by a public school Speech-Language Pathologist and Visual Arts Specialist who work with language delayed students. It is the intent of the authors to package a motivational language program that is fun yet addresses both vocabulary and syntax development. The illustrations of the target vocabulary and target sentence pictures, as well as the language bombardment sheets, are humorous and provide numerous opportunities to reinforce a particular vocabulary word or sentence structure. This makes the language development process motivating for the student, specialist, and the parent!

The vocabulary section of this book includes 10 categories of commonly used words. The specialist may choose any number of target vocabulary pictures to present to the student in the remediation process. Once these target vocabulary words have been taught, they may be assembled on a ring and taken home for further practice. When the student returns for the following session, new target vocabulary words can be presented. Additionally, these new target words can be taught and added to those previously practiced.

Knowing the importance of sentence development, the authors felt it necessary to include a section of target syntax pictures. This allows a specialist the flexibility of working on vocabulary words and/or sentence structures throughout the remediation process. The syntax section of this book includes both language bombardment sheets and target sentence pictures. The auditory bombardment technique, taken from the phonological approach, has been found useful in language acquisition. (Further information on this phonological technique can be found in Bombardment Bonanza.) Reproducible language bombardment sentence sheets are provided to allow specialists and parents the opportunity to model a particular sentence structure for the child. These sheets have humorous illustrations surrounding the language bombardment sentences. They provide additional opportunities to reinforce a particular sentence

structure. The student can be encouraged to color the surrounding pictures at home. This makes the “read and listen” process a fun one!

The target sentence pictures are designed to elicit a particular sentence structure from the child. Initially, the specialist chooses the appropriate target sentence pictures for remediation use. The specialist then cuts out those particular pictures to be used in the language lesson. Once produced, the specialist may choose to have the students color the target sentence pictures as a way of making the total experience more meaningful. The students then put their personalized colored pictures on a binder ring. Pictures can be added to the binder ring after subsequent lessons.


The target sentence pictures along with the language bombardment sheets are to be sent home with the students. The parents/guardians can use these pictures and sheets to reinforce the language lesson. After the home follow-up activity, the students are asked to return the binder ring with the target sentence pictures for future additions.

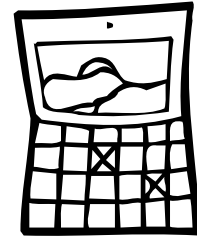

The resource section includes a speech tote, reinforcement badges, motivational charts and certificates. These supplemental materials add fun to the learning of language!

Vocabulary and Syntax Roundup makes remediation more enjoyable for the specialist, student and parent! Feel free to reproduce the worksheets as often as needed for classroom use.

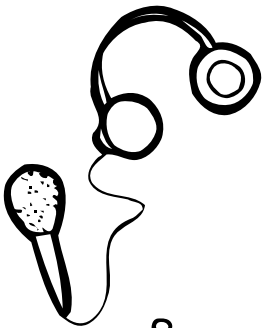
Please remember that duplication for an entire school district or for a workshop is not permitted.

Howard and Bev





Here is a list of suggested materials we found helpful to begin our language program.



1. Headsets and microphone
2. Tape recorder
3. Record player
4. Classroom calendar to mark birthdays and holidays
5. Pocket chart for vocabulary words
6. Carpet squares for students to sit on
7. Storage bins for toys, manipulatives, puppets, etc.
8. Cubbies
9. Art supplies which could include: glue/glue sticks, glitter, yarn, cotton balls, construction paper, scissors, pencils, erasers, crayons, rulers, paint, paintbrushes, smocks, easels, stapler, felt pens, egg cartons, tongue depressors, paper plates, socks, pipe cleaners, ribbon, old material, etc.
10. Binder rings for vocabulary words
11. Assorted toys which could include: puppets, blocks, balls, puzzles, play dough, dolls, assorted stringing beads, stacking toys, cars, trucks, planes, etc.
12. Bean bags and bean bag board
13. Articles of clothing and costumes for make-believe play
14. Dollhouse and furniture
15. Plastic or wood stove set, plastic food, and dishes
16. Variety of tables to include horseshoe-shaped table, round table for headsets, and a long rectangular table for art activities.
17. Play phone
18. CDs of children's stories and songs
19. "Feely box"
20. Flannel board and flannel board stories
21. Camera
22. Mirrors
23. Book display case
24. Exercise mat
25. Outdoor equipment: tricycles, wagons, scooter, bicycles for older students, sandbox, rubber balls, hula hoops, sandbox toys
26. Old magazines and newspapers
27. Student chairs, children's beanbag chairs, and pillows
28. Face paints
29. Playhouse
30. Clothesline and clothespins to hang up wet paintings
31. Toy cash register, play money, and empty products containers
32. If possible, a classroom pet (e.g., fish, hamster, hermit crabs, mouse, etc.)
33. Musical instruments

