

# Multiple Meaning Melon

**Objective:** Students will provide definitions illustrating the knowledge of words with multiple meanings.

**Materials:** • None

## To Make:


*(Everything can be printed on card stock paper and laminated to add to durability or printed on regular paper for quick use.)*

1. Print entire "Multiple Meaning Melon" activity.
2. Cut out seeds and place them in a bag to draw from or face down on the table.
3. If you have more than five students playing at the same time, you may group them into teams or print more seeds and watermelon pages to accommodate all students. Printing more just means that some of the words will be defined more than once.


## To Play:

1. Tell your students that these watermelons are missing their seeds. Explain to your students that they must give correct definitions in order to earn seeds for their watermelons.
2. Give each student their own watermelon page. Have students take turns drawing seeds from a bag or off the table.
3. As the student draws a seed, he/she must provide two separate meanings for the word.
4. If the two meanings are acceptable, the student gets to keep the seed and place it in the designated area on his/her watermelon.
5. If the two meanings are unacceptable, the student places the seed back and play continues.
6. The student who completely fills his/her watermelon with seeds first is the winner.


# Multiple Meaning Melon




# Multiple Meaning Melon



# Multiple Meaning Melon



# Multiple Meaning Melon



# Multiple Meaning Melon

