

216

FOLD & SAY™

# “WH” QUESTION SCENES

Who?

When?

What?

Why?

Where?

How?



by Molly DeShong, Nancy J. Fulton, and Christina Haislip  
 Illustrated by Chris Parker, Chris Turner, Chuck Hart & Charlie Denne



Copyright © 1999 by SUPER DUPER® PUBLICATIONS. A division of Super Duper, Inc. All rights reserved. Permission is granted for the user to reproduce the material contained herein in limited form for classroom use only. Reproduction of this material for an entire school or school system is strictly prohibited.

[www.superduperinc.com](http://www.superduperinc.com)

P. O. Box 24997, Greenville, SC USA 29616

Call 1-800-277-8737 Fax 1-800-978-7379


---

.....

# Dedication


I dedicate this book to my children  
Garth and Sadie  
for all the times they have asked,  
“Why Mommy?”

--- Molly DeShong



This book is dedicated with joy and love to my  
parents Mary and Jerome Fulton. Their wise  
responses to and  
gracious patience with all my “WH” questions as  
a child encouraged  
a lifetime of learning and growth.


--- Nancy Fulton



To my parents George and Pat Haislip,  
I dedicate this book for far too many reasons to  
mention.

To the hearing-impaired students  
at River’s Edge Elementary, thank you  
for inspiring me to ask  
questions beyond “Who”!

--- Chrissy Haislip



---

.....

# Introduction

## How to use this book:

The *216 Fold and Say™ “WH” Question Scenes* book is a fun way to reinforce your student’s ability to ask and answer WH questions. Each page can be reproduced and folded into a small 4-page booklet. The first page has a picture and the following pages have “WH” questions that will help your students practice their expressive and receptive skills. A bonus “How” question is included on each page for an extra challenge! The book has 216 total picture booklets divided into 12 themes: Bugs, Community, Entertainment, Farm, Holiday/Seasonal/Special Occasions, Home, Occupations, Outdoors, Recreation and Hobbies, School, Space, and Transportation. We have also included a blank *Fold and Say™* booklet in the appendix (page 230) so that you can customize a booklet for your students or have the student create one!

The parent letter (page vi) informs parents of your therapy goals and instructs them how to practice at home. The letter can be signed and returned as the homework sheet so that the student may keep the booklet at home for further practice. There is additional space on the parent letter for you to write in the therapy activities that best suit the student’s needs or your own personal teaching style. The following are suggested activities for your therapy sessions:

1. Look at the picture with the student. Read the question aloud emphasizing the question word and have him or her answer it aloud.
2. Have the student write down answers in the space below the question in the booklet. When complete, review the answers with the student.
3. Have the student look at the picture and then answer the questions from memory.
4. Have the students take turns reading one question and having another student answer. Help the students decide whether the answer is appropriate.
5. Ask the child to come up with another “WH” and “How” question for each one.
6. Focus on one “WH” or “How” question and have the student come up with 3 more questions for the picture.
7. Give the student a blank *Fold and Say™* page. Have him or her cut out a picture from a magazine or draw a picture and then write questions. The students can swap booklets and have their classmates answer the questions.
8. Switch roles with the student and pretend he or she is the teacher. The student poses the question to you and you give an answer. To “test” the student, answer some of the questions inappropriately. (For example, if the question is “When do you go to bed?” you might say, “I sleep on a bunk bed.”) He or she decides whether your answer is appropriate.

We hope this gives you some fun ways to use the *216 Fold and Say™ “WH” Question Scenes* book!

.....

# Table of Contents

## Bugs ..... 1-10

Ants .....	2
Bee .....	3
Butterflies .....	4
Caterpillar .....	5
Flea .....	6
Flies.....	7
Grasshoppers .....	8
Spider .....	9
Worm.....	10

## Community ..... 11-30

Airplane .....	12
Barber .....	13
Candy Shop .....	14
Car Garage.....	15
Car Wash .....	16
Dentist's Office .....	17
Doctor's Office .....	18
Fast Food Restaurant.....	19
Fire Station .....	20
Gas Station .....	21
Grocery Store .....	22
Ice Cream Shop.....	23
Juice Machine .....	24
Post Office .....	25
Movie Ticket Line .....	26
Police Car .....	27
Restaurant.....	28
Vet.....	29
Zoo.....	30

## Entertainment.... 31-42

Ballet.....	32
Circus.....	33
Concert.....	34
Fair .....	35
Movie Theater .....	36
Orchestra .....	37

Parade .....	38
Play .....	39
Racetrack .....	40
Rodeo .....	41
Sports Event.....	42

## Farm ..... 43-52

Collecting Eggs.....	44
Farm .....	45
Feeding Animals .....	46
Hayride .....	47
Herding Sheep .....	48
Horseshoeing.....	49
Milking a Cow .....	50
Rooster .....	51
Tractor.....	52

## Holiday/Seasonal/ Special Occasions .. 53-78

Birthday Party .....	54
Christmas Tree.....	55
Easter Egg Hunt.....	56
Father's Day .....	57
Flag Day .....	58
4th of July .....	59
Graduation .....	60
Halloween .....	61
Hanukkah .....	62
Kwanzaa .....	63
Martin Luther King, Jr. ....	64
Mother's Day .....	65
New Baby .....	66
New Year's.....	67
Planting/Watering .....	68
President's Day .....	69
Raking Leaves .....	70
Saint Patrick's Day.....	71
Sledding .....	72
Snowman.....	73
Summer at the Pool .....	74

Thanksgiving .....	75
Tooth Fairy .....	76
Valentine's Day.....	77
Wedding .....	78

## Home ..... 79-98

Baking Cookies .....	80
Bath Time .....	81
Bedtime .....	82
Brushing Teeth .....	83
Cleaning the Room.....	84
Dinnertime .....	85
Dressing.....	86
Feeding the Dog .....	87
Retrieving the Mail .....	88
Sending Mail .....	89
Setting the Table .....	90
Sweeping the Porch .....	91
Taking out the Trash .....	92
Tying Shoes.....	93
Waking Up .....	94
Washing Dishes .....	95
Watching TV .....	96
Working on Homework.....	97
Writing a Letter .....	98

## Occupations .... 99-126

Audiologist .....	100
Bank Teller .....	101
Bellboy .....	102
Chef .....	103
Doctor.....	104
Florist.....	105
Judge.....	106
Lawyer .....	107
Librarian .....	108
Lifeguard .....	109
Magician.....	110
Maids .....	111
Pilot .....	112

Pirate .....	113
Plumber .....	114
Police Officer .....	115
President .....	116
Railroad Engineer .....	117
Ranger .....	118
Scientist .....	119
Secretary .....	120
Speech-Language Pathologist .....	121
Supermarket Cashier .....	122
Teacher .....	123
Truck Driver .....	124
Waitress .....	125
Zoo Keeper .....	126

## **Outdoors ..... 127-138**

Birdbath.....	128
Campfire .....	129
Climbing the Tree .....	130
Mowing the Lawn .....	131
Orchard.....	132
Picnic .....	133
Repairing a Bike.....	134
Seed Planting .....	135
Treehouse .....	136
Washing the Car .....	137
Washing the Dog .....	138

## **Recreation and Hobbies..... 139-192**

Archery .....	140
Art Table .....	141
Basketball .....	142
Bike Riding .....	143
Building a Birdhouse.....	144
Cake Decorating.....	145
Carousel .....	146
Checkers.....	147
Choir .....	148
Clown .....	149
Diving Board .....	150
Drawing.....	151

Fishing .....	152
Flying Kites .....	153
Frisbees .....	154
Gardening .....	155
Go-carts .....	156
Guitar.....	157
Hide & Seek .....	158
Hiking.....	159
Hula Hoop .....	160
Hopscotch .....	161
Horseback Riding .....	162
Ice Cream Time.....	163
Ice Skating.....	164
Jumping Rope.....	165
Jumping over Waves .....	166
Kickball .....	167
Line Dancing .....	168
Marbles .....	169
Model Planes .....	170
Painting .....	171
Piano .....	172
Playing Catch .....	173
Pottery.....	174
Puzzles .....	175
Reading .....	176
Rock Climbing .....	177
Rollerblading .....	178
Running a Race .....	179
Sailing .....	180
Sandcastle .....	181
Skateboarding .....	182
Sliding.....	183
Slumber Party .....	184
Snorkeling .....	185
Softball.....	186
Stamp Collecting.....	187
Surfing .....	188
Swimming with a Dolphin	189
Swinging.....	190
Video Games .....	191
Yo-Yo .....	192

## **School ..... 193-212**

Circle Time.....	194
Computer Lab .....	195

Daydreaming .....	196
Fire Drill .....	197
Lunch Line .....	198
Music Class.....	199
Nap Time .....	200
Playground .....	201
The Principal .....	202
School Bus .....	203
School Bus Stop .....	204
School Janitor .....	205
School Library .....	206
School Nurse.....	207
School Picture .....	208
School Store.....	209
Taking a test.....	210
Teacher at the Chalkboard.....	211
Walking to School .....	212

## **Space..... 213-220**

Aliens Playing Cards.....	214
Flying in Space .....	215
Flying Saucer .....	216
Space Shuttle .....	217
Space Station .....	218
Telescope .....	219
Woman on the Moon .....	220

## **Transportation .. 221-228**

Ambulance .....	222
Blimp .....	223
Hot Air Balloon.....	224
Limousine .....	225
Motorcycle .....	226
Ship.....	227
Tow Truck .....	228

## **Appendix ..... 229-232**

Blank <i>Fold &amp; Say</i> ™ Book....	230
Index .....	231-232



Date \_\_\_\_\_

Dear Parent/Helper:

We are working on your child's ability to ask and answer WH questions in speech and language class. You can help with your child's progress by doing these activities at home. The *216 Fold and Say™ "WH" Question Scenes* book is a fun way to practice hearing a question and identifying whether the needed answer is a person (i.e. a "Who" question), an object (i.e. a "What" question) or a place (i.e. a "Where" question), etc. Please work on the activities with a  in the box.

- Look at the picture with your child. Read the question aloud emphasizing the question word and have him or her answer it aloud.
- Have your child write down answers in the space below the question in the booklet. When complete, review the answers with your child.
- Have the student look at the picture and then answer the questions from memory.
- Ask the child to come up with another "WH" and "How" question for each one.
- Focus on one "WH" or "How" question and have the child come up with 3 more questions for the picture.
- Use the blank Fold and Say page to encourage your child to write his or her own book by cutting out a picture from a magazine or drawing a picture. Help your child come up with "WH" questions and then talk about appropriate answers.
- Switch roles with the child and pretend he or she is the teacher. The student poses the question to you and you give an answer. To "test" the student, answer some of the questions inappropriately. (For example, if the question is "When do you go to bed?" you might say, "I sleep on a bunk bed.") He or she decides whether your answer is appropriate.

\_\_\_\_\_  
\_\_\_\_\_  
\_\_\_\_\_

Please sign and return on \_\_\_\_\_ .

Thank you for your support!

\_\_\_\_\_  
Name

\_\_\_\_\_  
Parent/Helper Signature

\_\_\_\_\_  
Speech - Language Pathologist

\_\_\_\_\_  
Date